




Where **Opinion** Counts and **Facts** Matter























A SURVEY BASED ON COUNTY WOMEN
REPRESENTATIVES PERFORMANCE























1 YEAR SCORECARD 47 COUNTIES.










NO.	NAME	COUNTY	PERFORMANCE	
1	CATHERINE OMANYO	BUSIA	81.9%	
2	SUSAN NGUGI	THARAKA NITHI	80%	
3	JOYCE OSOGO ATIENO	HOMABAY	77.8%	
4	BEATRICE KEMEI	KERICHO	75.3%	
5	ELIZABETH KAILEMIA	MERU	71%	
6	FATUMA MOHAMMED	MIGORI	64.4%	
7	GLADYS BOSS SHOLLEI	UASIN GISHU	64%	
8	ESTHER PASSARIS	NAIROBI	63.7%	
9	FAITH GITAU	NYANDARUA	62.5%	
10	EDO UDGOON SIYAD	GARISSA	62%	

NO.	NAME	COUNTY	PERFORMANCE	
11.	CAROL JEPTOO	ELGEYO MARAKWET	61.7%	
12.	FATUMA MASITO	KWALE	60.6%	
13.	CECILIA ASINYEN	TURKANA	60.4%	
14.	NJERI MAINA	KIRINYAGA	60%	
14.	NAOMI WAQO	MARSABIT	60%	
16.	CYNTHIA MUGE	NANDI	59.6%	
17.	ELSIE MUHANDA	KAKAMEGA	57%	
18.	JOYCE KAMENE	MACHAKOS	56.8%	
19.	AMINA DIKA	TANA RIVER	56.4%	
20.	JANE KAGIRI	LAIKIPIA	56%	

NO.	NAME	COUNTY	PERFORMANCE	
21.	PAULINE LENGURIS	SAMBURU	55.1%	
21.	REBECCA TONKEI	NAROK	55.1%	
23.	DORICE ABURI	KISII	55%	
24.	LIZA CHELULE	NAKURU	54.4%	
25.	RUTH ODINGA	KISUMU	54.3%	
26.	IREEN KASALU	KITUI	52.7%	
27.	ANN WAMURATHA	KIAMBU	52.4%	
28.	LYDIA HAIKA	TAITA TAVETA	52%	
29.	ZAMZAM MOHAMED	MOMBASA	51.8%	
30.	BEATRICE ADAGALA	VIHIGA	49.5%	

NO.	NAME	COUNTY	PERFORMANCE	
31.	RAHAM MUKAMI	NYERI	47%	
32.	CHRISTINE OMBAKA	SIAYA	46.8%	
33.	MUMINA BONAYA	ISIOLO	46.5%	
34.	GETRUDE MWANYANJE	KILIFI	46.1%	
35.	KHASSIM KHEIR UMUL	MANDERA	46%	
35.	ROSE MUSEO	MAKUENI	46%	
37	ANN WAMURATHA	KIAMBU	45%	
38.	LEAH SOPIATO	KAJIADO	43.9%	
39.	LILIAN SIYOI	TRANS NZOIA	40%	
40.	BETTY MAINA	MURANG'A	38.8%	

NO.	NAME	COUNTY	PERFOMANCE	
41.	FLORENCE JEMATIA	BARINGO	36.1%	
42.	ALEUTUM RAEI	WEST POKOT	36%	
43.	PAMELA NJERU	EMBU	32.8%	
44.	FATUMA JEHOW ABDI	WAJIR	28%	
45.	LINET TOTO	BOMET	27.5%	
46.	MUTHONI MARABU	LAMU	25%	
47.	JERUSHA MOMANYI	NYAMIRA	23.6%	



THE DEMOGRAPHICS

LEVEL OF EDUCATION

40%

SECONDARY
LEVEL

25%

TERTIARY
LEVEL

20%

PRIMARY
LEVEL

15%

NO FORMAL
EDUCATION

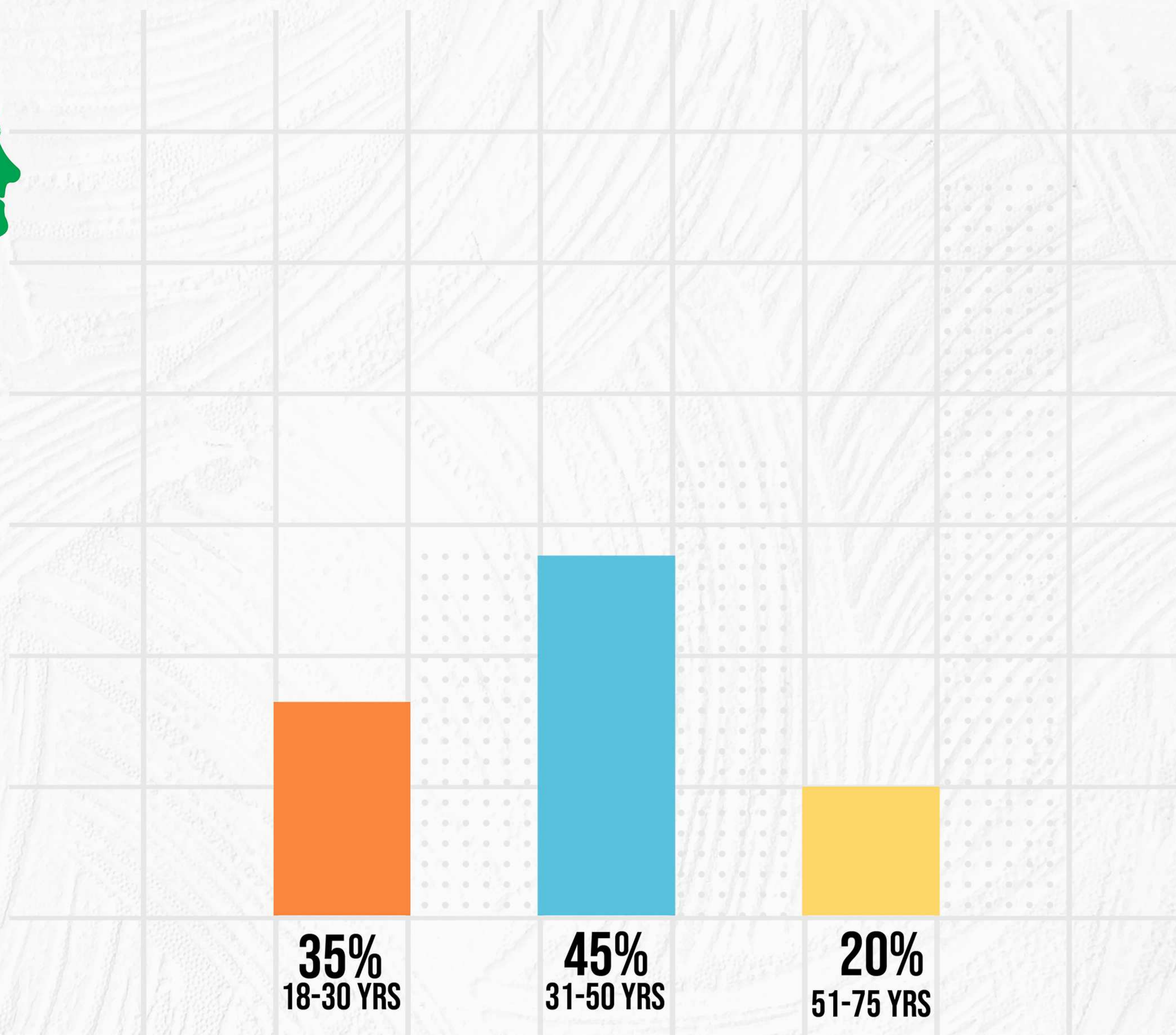
SETTLEMENTS

 Rural 70%

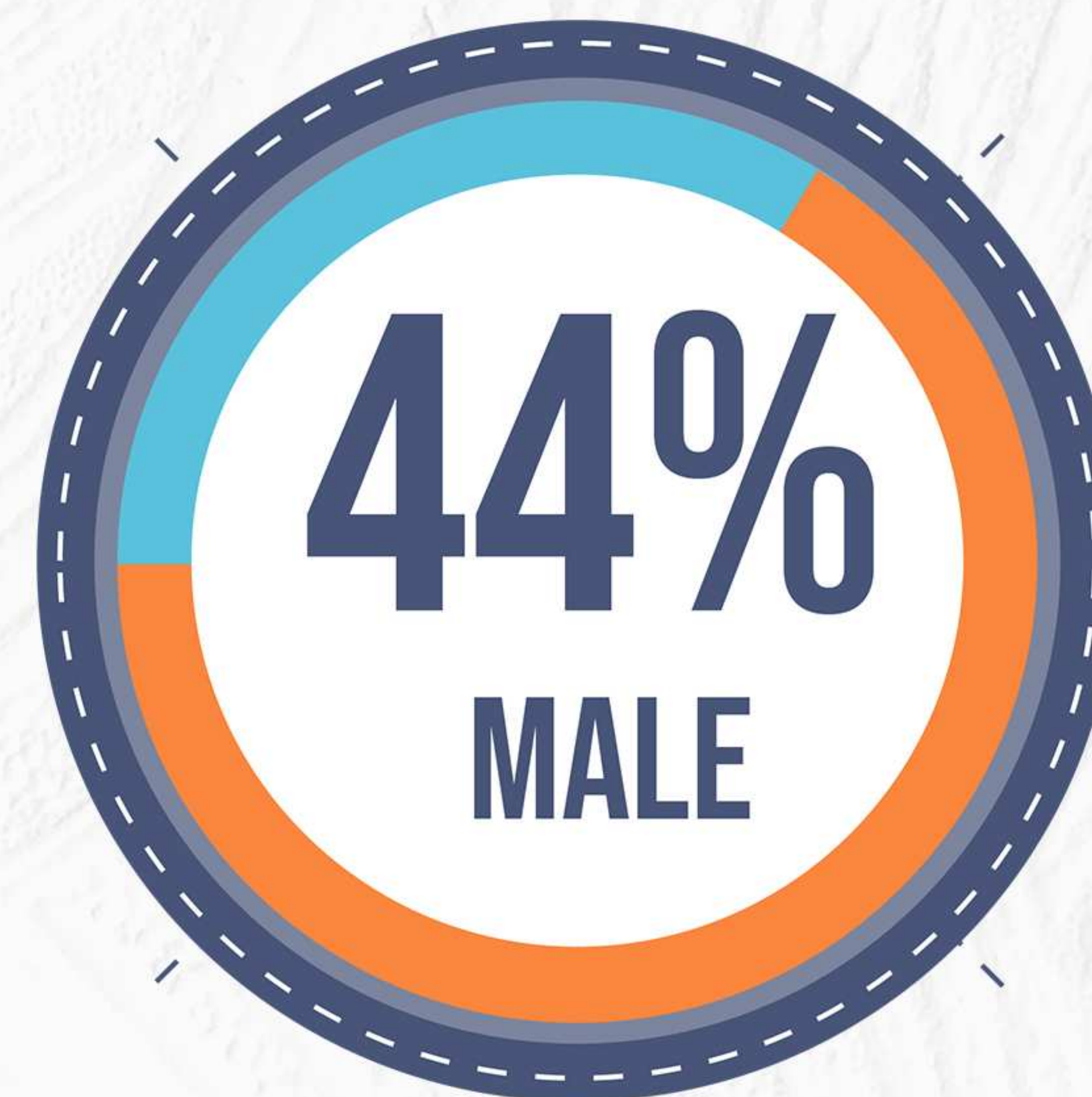
 County Towns and Cities 30%



AGE



SEX



METHODOLOGY APPLIED

SAMPLE

A sample size of 1590 Respondents across the country.

MARGIN OF ERROR

+/- 0.98

SURVEY SUCCESSFUL RATE

99.89%

MEDIUM OF DATE COLLECTION

Computer Assisted Telephone Interviews (CATI)

DATE:

21 Aug – 29 Aug 2023

SAMPLING:

10th Aug – 19th Aug 2023

3 MAIN QUESTIONS POSED:

~Do you feel your Women Rep has performed to her level best?

~How would you rate her out of 100% ?

~Do you think she'll deliver in the remaining 4 years?

Contact Timely Kenya

If you have a question, comment, or suggestion, please send us a message – we'd love to hear from you.

Contacts: 07795102729 Or 0791245958

Website:<https://www.timelykenya.com/>

Whatsapp:+254795102729

Facebook:Timely Kenya

Twitter: @timelykenya

TikTok:@timelykenya

